

Qty. Description

1 CM 5-6 A-R-A-E-AVBE C-A-A-N

Product No.: [96935462](#)

Compact, reliable, horizontal, multistage, end-suction centrifugal pump with axial suction port and radial discharge port. The shaft, impellers and chambers are made of stainless steel. The inlet and discharge parts are made of cast iron. The mechanical shaft seal is a special designed, unbalanced O-ring seal. Pipework connection is via internal Whitworth pipe threads, Rp (ISO 7/1).

The pump is fitted with a 1-phase, foot-mounted, fan-cooled asynchronous motor.

Controls:

Frequency converter: NONE

Liquid:Pumped liquid: Water
Liquid temperature range: -20 .. 90 °C
Selected liquid temperature: 20 °C
Density: 998.2 kg/m³**Technical:**Pump speed on which pump data are based: 2900 rpm
Rated flow: 4.7 m³/h
Rated head: 46.54 m
Code for shaft seal: AVBE
Curve tolerance: ISO9906:2012 3B**Materials:**Pump housing: Cast iron
EN-GJL-200
ASTM A48-25A
Impeller: Stainless steel
EN 1.4301
AISI 304**Installation:**Range of ambient temperature: -20 .. 55 °C
Maximum operating pressure: 10 bar
Max pressure at stated temp: 10 bar / 40 °C
6 bar / 90 °C
Type of connection: Rp
Size of inlet connection: 1 1/4 inch
Size of outlet connection: 1 inch
Outlet position: 12**Electrical data:**Motor standard: IEC
Frame size: 90A
Rated power - P2: 1.3 kW
Mains frequency: 50 Hz



Company name:

Created by:

Phone:

Date:

29/04/2020

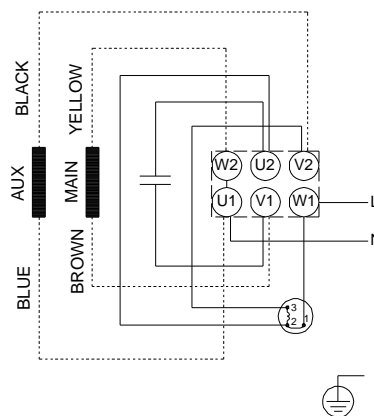
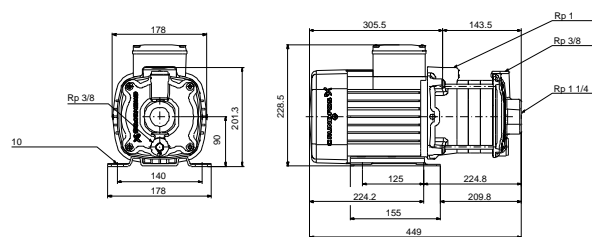
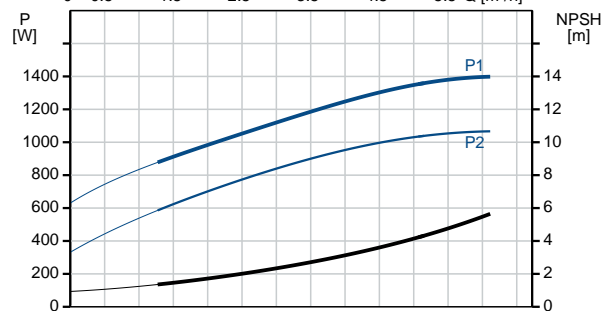
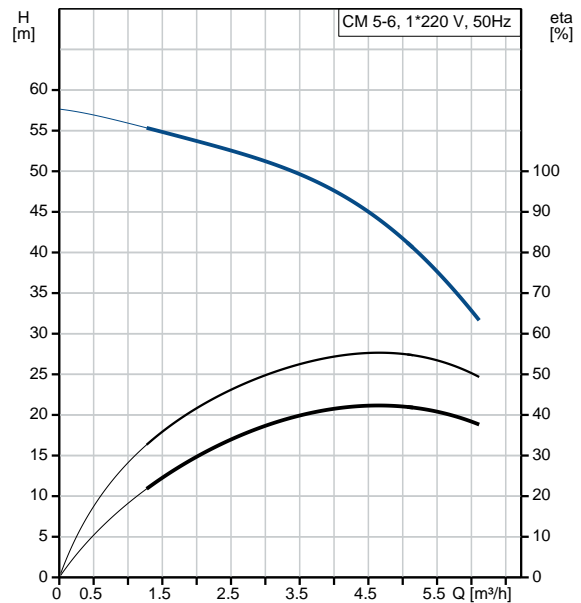
Qty. Description

Suitable for 50/60 Hz: N
Phases: 1
Rated voltage: 220-240 V
Service factor: 1.00
Rated current: 8.4-8.0 A
Starting current: 340-340 %
Rated speed: 2710 rpm
Enclosure class (IEC 34-5): IP55
Insulation class (IEC 85): F
Built-in motor protection: PTO

Others:

Terminal box position: 12
Minimum efficiency index, MEI $\eta_{\%}$: 0.7
Net weight: 22.7 kg
Gross weight: 25.2 kg
Approvals: CE,WRAS,ACS,TR,EAC

Description	Value
General information:	
Product name:	CM 5-6 A-R-A-E-AVBE C-A-A-N
Product No:	96935462
EAN number:	5700314053703 5700314053703
Technical:	
Pump speed on which pump data are based:	2900 rpm
Rated flow:	4.7 m ³ /h
Rated head:	46.54 m
Impellers:	6
Code for shaft seal:	AVBE
Curve tolerance:	ISO9906:2012 3B
Pump version:	A
Model:	A
Materials:	
Pump housing:	Cast iron EN-GJL-200 ASTM A48-25A
Impeller:	Stainless steel EN 1.4301 AISI 304
Material code:	A
Code for rubber:	E
Installation:	
Range of ambient temperature:	-20 .. 55 °C
Maximum operating pressure:	10 bar
Max pressure at stated temp:	10 bar / 40 °C 6 bar / 90 °C
Type of connection:	Rp
Size of inlet connection:	1 1/4 inch
Size of outlet connection:	1 inch
Outlet position:	12
Connect code:	R
Liquid:	
Pumped liquid:	Water
Liquid temperature range:	-20 .. 90 °C
Selected liquid temperature:	20 °C
Density:	998.2 kg/m ³
Electrical data:	
Motor standard:	IEC
Frame size:	90A
Rated power - P2:	1.3 kW
Mains frequency:	50 Hz
Suitable for 50/60 Hz:	N
Phases:	1
Rated voltage:	220-240 V
Service factor:	1.00
Rated current:	8.4-8.0 A
Starting current:	340-340 %
Rated speed:	2710 rpm
Enclosure class (IEC 34-5):	IP55
Insulation class (IEC 85):	F
Built-in motor protection:	PTO
Controls:	
Frequency converter:	NONE
Others:	
Terminal box position:	12





Company name:

Created by:

Phone:

Date:

29/04/2020

Description	Value
Minimum efficiency index, MEI %:	0.7
Net weight:	22.7 kg
Gross weight:	25.2 kg
Approvals:	CE,WRAS,ACS,TR,EAC